






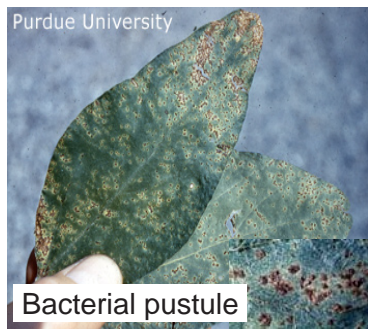

**Symptoms of Soybean Rust**



**Scouting for Diagnostic Signs**



**Other Soybean Diseases with Look-alike Symptoms**



**Additional information on soybean rust:**  
[Plant Management Network Soybean Rust Center](#)  
[USDA Soybean Rust Information Site](#)



## Collecting

While in soybean fields, carefully examine the lower half of soybean plants in addition to “top growth”; be sure to look at the undersides of the leaves.

If you see something that looks “suspect” for soybean rust, here is what to do:

- Select a representative group of leaves (or other above-ground plant parts) with suspect symptoms.
- **Record detailed information on the location where the sample was collected so the site can be revisited if necessary. Provide GPS coordinates, if possible.**

## Packaging

- Place flat, dry leaves between dry paper towels or newspaper and press between cardboard.
- Place the pressed leaves in a self-sealing plastic bag and seal the bag shut.
- Place first bag inside a second self-sealing plastic bag, being particularly careful that the outside of this second bag does not become contaminated.
- Label the bag with a permanent marker, including: date, collector’s name, and field location.
- **Attach a completed copy of the “Soybean Rust Submission Form” to the outside of the bag.**

## Shipping

- As soon as possible after collection and packaging, submit samples to the Purdue Plant & Pest Diagnostic Lab.
- If the sample cannot be immediately shipped, keep the leaves cool (e.g. by placing them in a cooler or refrigerator) between the time of collection and the time when they are shipped to the P&PDL to reduce plant deterioration.
- Ship samples to the P&PDL via overnight delivery. The P&PDL address is:  
Plant and Pest Diagnostic Lab  
Purdue University  
915 W. State Street  
West Lafayette, IN 47907-2054
- If possible, call the P&PDL at (765) 494-7071 to let the diagnosticians know that a suspect soybean rust sample is on the way.

If you have any questions regarding submitting a suspect soybean rust sample, feel free to contact the P&PDL at the phone number listed above, or via email at [ppdl@purdue.edu](mailto:ppdl@purdue.edu)

For more information on soybean rust and to download P&PDL sample submission form, please visit our website: <http://www.ppdl.purdue.edu>